

The Impact of Rising Rates – LDI Client Update



For most plan sponsors, 2022 has been a story of funded status improvements as the sharp rise in interest rates led to higher discount rates and lower present values for pension liabilities

- The average corporate pension’s funded status is up 9.1% since the beginning of 2022 and over 16% since 2021, reaching its highest level since 2001.
- Year-to-date, the yield on the 10 year Treasury has skyrocketed by nearly 200 basis points (bps), resulting in a roughly 22.5% drop in liabilities for the average plan.
- Despite a turbulent equity market, multi-decade high inflation and historic drawdowns in bond markets, higher liability discount rates have overwhelmed negative asset returns and spurred funded status improvements.

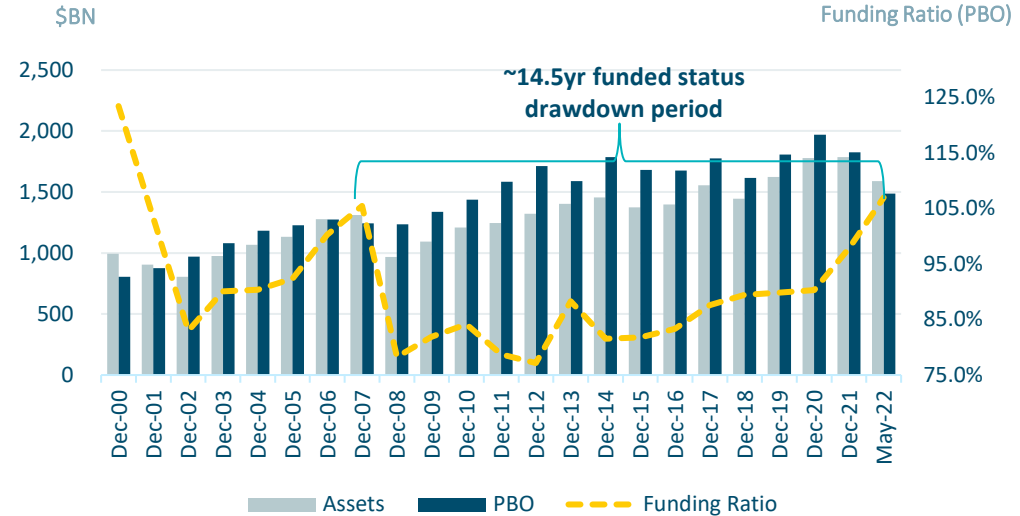
With funded status now at multi-decade highs, we believe all eyes should be on de-risking the plan to lock in those gains

- The last time funded status approached these levels in 2007, equity markets proceeded to fall by 37% in 2008 and funded status declined by over 27%. For the average plan, it took nearly 15yrs to regain those same funded status levels.
- While pension plans are in a different (and generally better) place today, it still serves as a reminder of the importance of having a de-risking plan in place, as funded status improvements can be fleeting and losses can take time to rebound from.

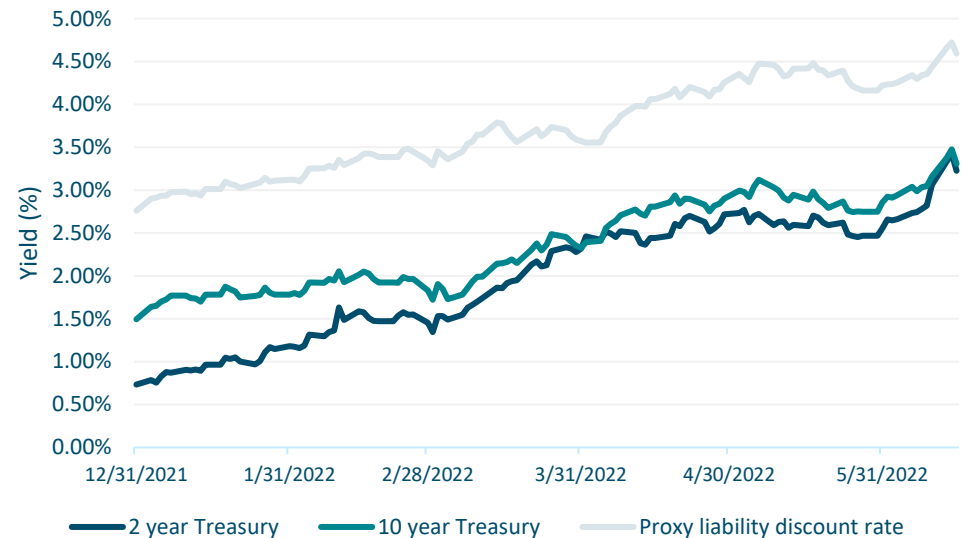
As sponsors weigh the decision to de-risk, consider diversification within the hedging portfolio

- Within traditional hedging portfolios, having long credit managers with different investment styles and low excess return correlation can improve portfolio diversification by providing alpha in different market environments.
- Additionally, we look at a few different ways plan sponsors can diversify their LDI portfolio with non-traditional hedging assets in the next section.

Milliman Pension Funding Index



2022 Interest Rate Environment



(1) Proxy liability discount rate: Bloomberg Long Aa Corporate Index
 (2) Data as of 6/24/22

Three ways to diversify your LDI portfolio

1. Investment Grade Private Credit

- This asset class often comes with an excess yield to traditional corporate bonds while providing diversification within the broader LDI portfolio.
- Similar to corporate bonds, investment grade private credit has sensitivity to both duration and credit spread changes, making it a natural fit to hedge corporate liability discount rates.
- In addition to excess yield and diversification, investment grade private credit has historically had lower defaults and higher recovery rates versus their public counterparts due to stronger loan covenants embedded within the deals.

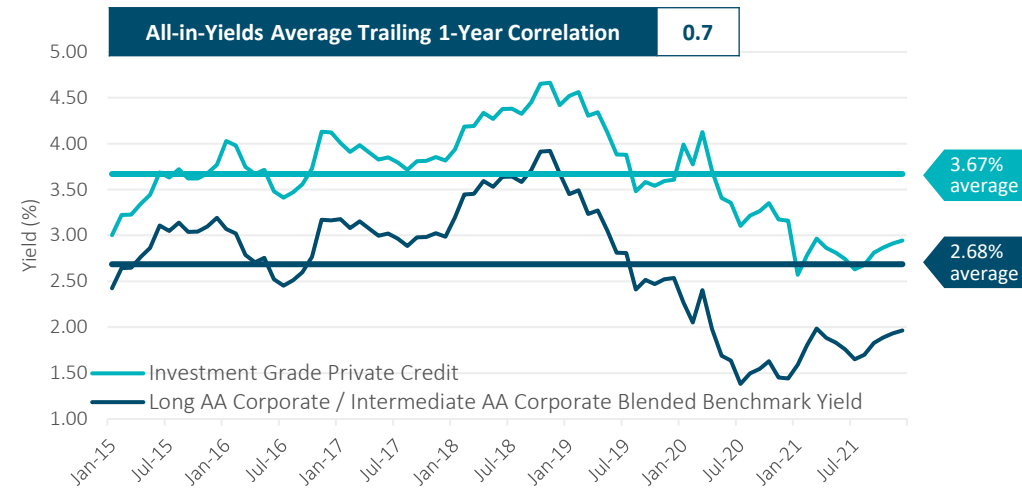
2. Securitized Fixed Income

- Securitized fixed income comes in many different flavors across the duration and credit spectrum.
- For those looking to hedge longer term liabilities, both collateralized mortgage obligations (CMO's) and commercial mortgage backed securities (CMBS) typically have longer dated cash flows with stable durations.
- Asset backed securities, which are typically geared towards consumer credit, are generally shorter in duration and can be utilized for plans looking to meet front end cash flows. These securities pay monthly income which makes them advantageous for liquidity purposes.

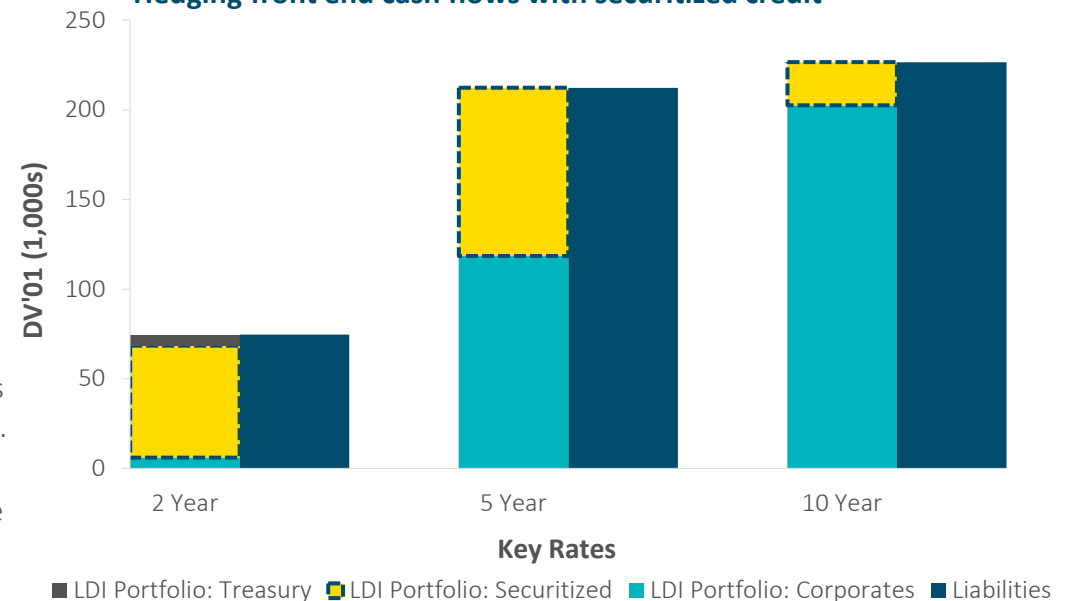
3. Real Estate and Infrastructure

- The long term nature of these assets coupled with stable income yields means they can align well with the cash flows of a defined benefit plan.
- For early stage plans with ongoing accruals or plans with cost of living adjustments included in the benefit structure, these assets can provide a hedge against inflation sensitive liabilities.

Private Credit yields exhibit high correlation to liabilities



Hedging front end cash flows with securitized credit



(1) Graph sources: Bloomberg, internal SLC data

This report is intended for the use of the individual or entity to which it is addressed and may contain information that is privileged, proprietary, confidential and exempt from disclosure. It is not for retail use or distribution to individual investors. The information in this report is not intended to provide specific financial, tax, investment, insurance, legal or accounting advice and should not be relied upon and does not constitute a specific offer to buy and/or sell securities, insurance or investment services. Investors should consult with their professional advisors before acting upon any information contained in this report. Information contained in this report may include a description of the characteristics of each asset held. Do not use, disclose, or make available such information to any person or entity, directly or indirectly, without the prior written approval of Sun Life Capital Management (Canada) Inc. This information may be used solely for the evaluation of an investment. No part of this material may, without Sun Life Capital Management (Canada) Inc.'s prior written consent, be (i) copied, photocopied or duplicated in any form, by any means, or (ii) distributed to any person that is not an employee, officer, director, or authorized agent of the recipient.

This report may present materials or statements which reflect expectations or forecasts of future events. Such forward-looking statements are speculative in nature and may be subject to risks, uncertainties and assumptions and actual results which could differ significantly from the statements. As such, do not place undue reliance upon such forward-looking statements. All opinions and commentary are subject to change without notice and are provided in good faith without legal responsibility.

SLC Management is the brand name for the institutional asset management business of Sun Life Financial Inc. ("Sun Life") under which Sun Life Capital Management (U.S.) LLC in the United States,

and Sun Life Capital Management (Canada) Inc. in Canada operate. Sun Life Capital Management (Canada) Inc. is a Canadian registered portfolio manager, investment fund manager, exempt market

dealer and in Ontario, a commodity trading manager. Sun Life Capital Management (U.S.) LLC is registered with the U.S. Securities and Exchange Commission as an investment adviser and is also a

Commodity Trading Advisor and Commodity Pool Operator registered with the Commodity Futures Trading Commission under the Commodity Exchange Act and Members of the National Futures Association.

BentallGreenOak, InfraRed Capital Partners (InfraRed) and Crescent Capital Group (Crescent) are also part of SLC Management, further details are available at www.slcmanagement.com.

SLC Management claims compliance with the Global Investment Performance Standards (GIPS®) and has prepared and presented this report in compliance with the GIPS standards. SLC

Management has been independently verified for the periods July 1, 2019 through December 31, 2020. A firm that claims compliance with the GIPS standards must establish policies and procedures

for complying with all the applicable requirements of the GIPS standards. Verification provides assurance on whether the firm's policies and procedures related to composite and pooled fund

maintenance, as well as the calculation, presentation, and distribution of performance, have been designed in compliance with the GIPS standards and have been implemented on a firm-wide basis.

Performance examination for the periods July 1, 2019 through December 31, 2020. The verification and performance examination reports are available upon request.

Efforts have been made to ensure that the information contained in this report is obtained from sources believed to be reliable and accurate at the time of publication.

However, Sun Life Capital Management (Canada) Inc. and/or its affiliates (collectively "SLC Management") do not guarantee its accuracy or completeness. Information is subject to change and SLC Management accepts no responsibility for any losses arising from any use of or reliance on the information provided herein.